



### District Report Card: 2017


<b>State:</b> Nagaland	<b>District:</b> Peren
<b>Class:</b> 5	<b>Subject:</b> Language
<b>Schools:</b> 33	<b>Students:</b> 534


### Participation/Coverage


#### Students

<div>GENDER</div> <div></div>	Boys		Girls	
	Number	%	Number	%
	248	46.44	286	53.56

<div>AREA</div> <div></div>	Rural		Urban	
	Number	%	Number	%
	480	89.89	54	10.11

<div>CATEGORY</div> <div></div>	SC		ST		OBC		GEN	
	Number	%	Number	%	Number	%	Number	%
	20	3.75	487	91.20	14	2.62	13	2.43

<div>CWSN</div> <div></div>	LD	VI	HI	S&LD	ID	Oth
	0	0	2	0	0	0

<div>Management</div> <div></div>	Government		Government-aided	
	Number	%	Number	%
	534	100.00	0	0.00

### Average Performance of Students in Language (%)

Overall	Gender		Area		Management		Social Group			
	Male	Female	Rural	Urban	Govt.	Aided	SC	ST	OBC	GEN
47.17	46.61	47.65	47.99	39.88	47.17	0.00	36.33	48.02	40.95	38.46

### Performance on Learning Outcomes (LOs)

Learning Outcomes	Description	Average Performance(%)
L504	Reads and comprehends independently storybooks, news items/ headlines, advertisements etc.	46.33
L508	Reads text with comprehension, locates details and sequence of events	47.58

Range of Performance of Students who Answered Correctly							
Below 30%		30% - 50%		50% - 75%		Above 75%	
Number	%	Number	%	Number	%	Number	%
120	22.47	197	36.89	151	28.28	66	12.36

### Lowest Performing Learning Outcomes (LOs)

- 1 - Reads and comprehends independently storybooks, news items/ headlines, advertisements etc. (46.33)
- 2 - Reads text with comprehension, locates details and sequence of events (47.58)